


L111

— HYDRAULIC PRESSURE CELLS

PRESSURE
& LOAD CELLS

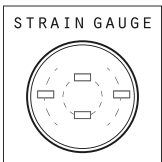
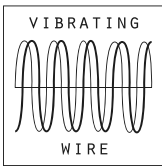


HYDRAULIC PRESSURE CELLS

Hydraulic pressure cells are designed to measure stresses in shotcrete tunnel linings, contact pressures on structures, and stresses in rock walls.

The cell consists of two steel plates welded at the edges to form a cavity, which is then filled under vacuum with de-aired oil. A length of high-pressure tubing connects the cavity of the cell to the pressure pad to the pressure transducer.

To accommodate shrinkage of the concrete after curing, a repressuring device can be used to expand the cells and restore good contact.




APPLICATIONS

- Pressure on tunnel linings
- Radial and tangential stresses in shotcrete tunnel lining
- Contact pressure on foundation structure
- Stress in rock walls of unlined tunnels and caverns
- Contact pressures on the surface of retaining walls

FEATURES


- Rugged and waterproof construction for high reliability
- Double side sensitive pad
- Both vibrating wire and piezo-resistive pressure transducers are available
- Can be read with portable readout or connected to data acquisition system

 Meet the essential requirements of the EMC Directive 2014/30/UE

PRESSURE PADS



	OL111151500	OL111102000	OL111152500
Main application	radial stress in concrete (with repressuring valve)	tangential stress in concrete (with repressuring valve)	contact soil/rock-structure (with repressuring valve)
Material	galvanized steel	galvanized steel	galvanized steel
Pad size	150 x 150 mm (5.9" x 5.9")	100 x 200 mm (3.9" x 7.9")	150 x 250 mm (5.9" x 9.8")
Weight	0.6 kg (1.3 lbs)	0.6 kg (1.3 lbs)	1 kg (2.2 lbs)
Working pressure	up to 5.0 MPa up to 725 psi	up to 20.0 MPa up to 2900 psi	up to 10.0 MPa up to 1450 psi



	OL111204000	OL111D05000
Main application	contact soil/rock-structure (with repressuring valve)	contact soil-concrete (no repressuring valve)
Material	galvanized steel	stainless steel
Pad size	200 X 400 mm (7.9" x 15.7")	circular, 500 mm OD (19.7" OD)
Weight	1.9 kg (4.2 lbs)	0.6 kg (1.3 lbs)
Working pressure	up to 5.0 MPa up to 725 psi	up to 1.0 MPa up to 145 psi



PRESSURE TRANSDUCERS

	PK45H MODEL	P252A MODEL
Description	VW pressure transducer	piezo-resistive pressure transducer
Full scales (FS)	0-350 kPa up to 0-20.0 MPa 0-50 psi up to 0-2900 psi	0-200 kPa up to 0-20.0 MPa, 0-29 psi up to 0-2900 psi
Sensitivity	0.03% FS	0.002% FS
Total accuracy ⁽¹⁾	< ±0.25% FS (< ±0.1% FS on request)	< ±0.20% FS (for 200kPa FS) < ±0.15% FS (all other FS)
Typical frequency range ⁽²⁾	2250 - 3000 Hz	-
Output signal	frequency	4-20 mA current loop
Electrical supply	-	12-24 VDC
Operating temperature range	-20°C +80°C	-20°C +80°C
Transducer size	OD 27mm, 180mm long OD 1", 7.1" long	OD 27mm, 180mm long OD 1", 7.1" long
Material	stainless steel	stainless steel
Weight	0.6 kg (1.3 lbs)	0.6 kg (1.3 lbs)
Cable	OWE104K00ZH	OWE102KEOZH
Max cable length to logger ⁽³⁾	1000 m (for more information see FAQ#77)	1000 m (for more information see FAQ#77)

(1) Including linearity, hysteresis and repeatability, calculated with 3rd degree polynomial (2) The expressed frequency may vary +/-10% (3) Refer to FAQ section of Sisgeo website: www.sisgeo.com/faq

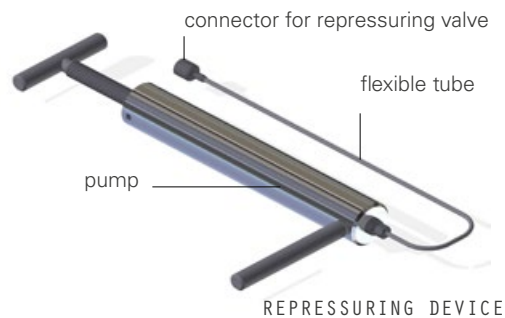
ACCESSORIES AND SPARE PARTS

REPRESSURING DEVICE OL111PUMPOO

Used to re-establish good contact between the cell and cured concrete, this pump is connected to the repressuring valve on the cell to inject oil to expand the cell.

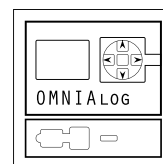
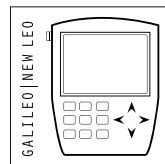
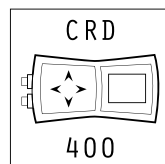
DEAIRED OIL 10000IL1KGMG

Special deaired oil for repressuring device. Supplied in 1 kg tank.



REPRESSURING DEVICE

READABLE BY



Refer to separate datasheets for further information.

All the information in this document is the property of Sisgeo S.r.l. and should not be used without permission from Sisgeo S.r.l. We reserve the right to change our products without prior notice. The datasheet is issued in English and other languages. In order to avoid discrepancies and disagreement on the interpretation of the meanings, Sisgeo Srl declares that English Language prevails.

SISGEO S.R.L.

VIA F. SERPERO 4/F1
20060 MASATE (MI) ITALY
PHONE +39 02 95764130
FAX +39 02 95762011
INFO@SISGEO.COM

TECHNICAL ASSISTANCE

SISGEO offers customers e-mail and phone assistance to ensure proper use of instruments and readout and to maximize performance of the system.

For more information, email us: assistance@sisgeo.com